

# THE TAIWAN FUND, INC.®



*Annual Report*

*August 31, 2024*

THE TAIWAN  
FUND, INC.

## WHAT'S INSIDE

	<i>Page</i>
Chairman's Statement	2
Report of the Investment Manager	3
About the Portfolio Manager	5
Performance	6
Portfolio Snapshot	7
Industry Allocation	8
Schedule of Investments	9
Financial Statements	11
Notes To Financial Statements	14
Report of Independent Registered Public Accounting Firm	20
Other Information	21
Summary of Dividend Reinvestment and Cash Purchase Plan	24
Board Deliberations Regarding Renewal of Investment Advisory Agreement between the Fund and Nomura Asset Management U.S.A. Inc.	27
Investment Objectives and Policies	30
Risk Factors and Special Considerations	31
Directors and Officers	36



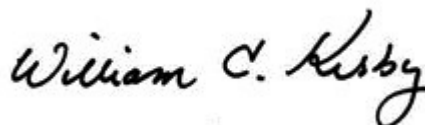
Dear Stockholders,

The TAIEX Total Return Index (in U.S. dollar terms) ("TAIEX") returned 36.67% during the 12 months from September 1, 2023 through August 31, 2024 (the "Period"). The Taiwan equity market was positively impacted by a number of factors, including the expectation of U.S. interest rate cuts, the end of inventory adjustments, and U.S. consumer goods recovery. The Taiwan Fund, Inc.'s (the "Fund") total return based on its net asset value ("NAV") for the Period was 37.11%, 2.37% of which consisted of accretion to net asset value from the repurchase of Fund shares at prices less than NAV. The factors impacting the Fund's performance are detailed in the following "Report of the Investment Manager".

During the year the Fund made purchases totaling 705,289 shares under its Share Repurchase Program.

On behalf of the Board, I thank you for your continuing support of the Fund.

Sincerely,

A handwritten signature in black ink that reads "William C. Kirby". The signature is written in a cursive, flowing style.

William C. Kirby  
Chairman

## Market Review

During the period from September 1, 2023 through August 31, 2024, the TAIEX Total Return Index (the “Benchmark”) rose by 36.67% in U.S. dollar terms, with Real Estate and Information Technology (“IT”) being the best-performing sectors. Real Estate and Real Estate Management & Development were the best-performing industries during the period. The rise in the IT sector was mostly driven by the Semiconductors, and the Semiconductor Equipment industry. During the period, the worst two performing sectors were Energy and Materials.

## Fund Review (Attribution Reports)

The Taiwan Fund, Inc.’s (the “Fund”) net asset value rose 37.11% during the period from September 1, 2023 through August 31, 2024, 2.37% of which consisted of accretion to net asset value from the repurchase of Fund share at prices less than net asset value. At an industry group level, stock selection in the Fund’s holdings in the Capital Goods, Materials and Consumer Durables & Apparel sectors were the leading contributors to performance. Conversely, the Fund’s performance was negatively impacted by holdings in the Consumer Durables & Apparel and Consumer Staples Distribution & Retail sectors, and an underweighting in the Real Estate Management & Development sector. At the stock selection level, the largest contributors were Taiwan Semiconductor Manufacturing Co. Ltd, Fortune Electric Co. Ltd, Asia Vital Components Co. Ltd, eMemory Technology Inc., and MediaTek Inc. The largest detractors were Gigabyte Technology Co. Ltd, Visual Photonics Epitaxy Co. Ltd, Asmedia Technology Inc., Sunonwealth Electric Machine Industry Co. Ltd and Global Unichip Corporation.

## Key Transactions

The Fund’s total holdings were at 87.10% of total assets on August 31, 2024, a decrease compared to the end of August 2023 (89.50%). The major change to the Fund’s portfolio holdings was in the Semiconductors, Semiconductor Equipment and Technology Hardware, and Equipment industries. The Fund increased its holdings in Visual Photonics Epitaxy Co Ltd., with the expectation that the company will benefit from a continued increase in 5G penetration, inventory normalization and the usage of WiFi-7.

The Fund also added to its holdings in Winbond Electronics Corporation, anticipating growth in capacity utilization and profit margins. Additionally, in the Technology Hardware & Equipment sector, the Fund reduced its holdings in Wistron Corporation reflected weaker growth expectations.

### **Outlook and Strategy**

The U.S. Consumer Price Index (“CPI”) declined to 2.9% year-over-year (YoY) in July, down from a 3.0% increase in June. This marks the lowest CPI increase since March of 2021. Additionally, the Federal Open Market Committee (“FOMC”) noted signs of moderation in the labor market, indicating an improved balance between supply and demand conditions. Given the ongoing moderation in both inflation and the job market, we anticipate that the Federal Reserve will begin a rate-cutting cycle in September 2024.

Despite recent global, macro and geopolitical uncertainties, we believe the Artificial Intelligence (“AI”) growth theme remains intact. The competition among cloud service providers (“CSPs”) remains intense. CSPs have been increasingly focused on developing chips to meet their own specific needs, rather than relying on high-end chips from Nvidia. While the share prices of Application-Specific Integrated Circuits (“ASIC”) design firms have declined sharply, following the comments from Jensen Huang at the GPU Technology Conference (“GTC”), demand for ASIC custom chips, continues to rise. ASIC players are expected to outpace GPUs in growth and potentially take up a large percentage of the cloud AI semiconductor market size in the next four to five years.

In addition to the advancement in ASICs, the Apple Worldwide Developers Conference (“WWDC”) emerged as another highlight in the industry. Unlike past years, Apple did not introduce new hardware at the June event. Instead, the company introduced a series of products that position Apple as a central player in the upcoming Internet of Things (IoT) computing cycle. This shift in focus from AI servers, and AI applications to Apple-centric intelligence services marks a notable change in industry dynamics. We anticipate that this development will further enhance the growth potential of Taiwan Semiconductor Manufacturing Co. Ltd., particularly in its advanced processes and advanced packaging. We expect this trend to continue, delivering sustained benefits to Taiwan’s technology supply chains.

Nomura Asset Management U.S.A. Inc. (“Nomura”) is a U.S.-based firm registered as an investment adviser with the Securities and Exchange Commission. The firm is a wholly owned subsidiary of Nomura Asset Management Co., Ltd. (“NAM Tokyo”), which is itself wholly owned by Nomura Holdings, Inc., a Japanese public company focused on the financial services industry. As of June 30, 2024, the total assets under management of NAM Tokyo and its investment advisory subsidiaries and affiliates (the “NAM Group”) amounted to US\$546 billion. NAM Tokyo’s affiliate, Nomura Asset Management Taiwan Ltd. (“NAM Taiwan”), had total assets under management and distribution on June 30, 2024 of US\$21.8 billion including US\$7.4 billion invested in Taiwan equity mandates.

Sky Chen  
*Portfolio Manager*

Sky Chen has been a Portfolio Manager at Nomura Asset Management Taiwan Ltd. since 2007 and has worked in the Taiwan investment industry since 1998. Prior to joining Nomura, Sky worked as a Portfolio Manager at First Capital Management and as a sell-side analyst at JihSun Securities. Sky received a B.S. degree in Economics from Chung Hsing University in 1996 and a Master’s degree in Finance from the National Chiao Tung University 1998.

George Hsieh  
*Deputy Portfolio Manager*

George Hsieh is a Portfolio Manager who joined Nomura Asset Management Taiwan Ltd. in 2003 and has worked in the Taiwan investment industry since 2001. Prior to Nomura, George worked as an analyst at Capital AM. George received a B.S. degree in Business Administration from Taiwan University in 1996 and a Master’s degree in International Business from NCCU in 1998.

# PERFORMANCE *(unaudited)*

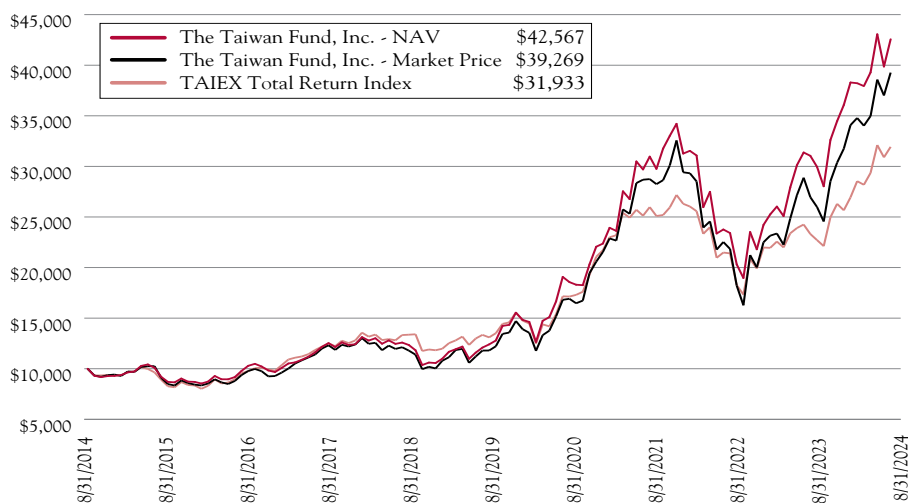
## Performance (annualized returns as of August 31, 2024)

	1 YEAR	5 YEAR	10 YEAR
Net Asset Value (NAV)	37.11%	27.97%	15.59%
Market Price	45.68%	27.18%	14.66%
TAIEX Total Return Index	36.67%	19.55%	12.30%

Past performance is not indicative of future results. Returns are expressed in U.S. dollars. Returns for the Fund are historical returns that reflect changes in net asset value and market price per share during each period and assume that dividends and capital gains, if any, were reinvested. Net asset value is total assets less total liabilities divided by the number of shares outstanding. NAV performance includes the deduction of management fees and other expenses. NAV and market price returns do not reflect broker sales charges or commissions, which would reduce returns. Performance results do not include adjustments made for financial reporting purposes in accordance with U.S. generally accepted accounting principles and may differ from the amount reported in the Financial Highlights. The graph and table do not reflect the deduction of taxes that a shareholder would pay on Fund distributions or the sale of Fund shares.

The TAIEX Total Return Index is a stock market index for companies traded on the Taiwan Stock Exchange (TWSE). The index is calculated on a total return basis with net dividends reinvested. An investor may not invest directly in an index.

## Growth of an Assumed \$10,000 Investment



Nomura was appointed investment manager of the Fund on September 17, 2022. From June 2019 through September 16, 2022 Allianz Global Investors U.S. LLC was the investment manager. Prior to June 2019, the Fund had different investment management arrangements.

# PORTFOLIO SNAPSHOT\*

## Top Ten Equity Holdings

HOLDINGS AS OF AUGUST 31, 2024	%
Taiwan Semiconductor Manufacturing Co. Ltd.	23.6
eMemory Technology, Inc.	4.3
Delta Electronics, Inc.	4.1
Quanta Computer, Inc.	4.0
Alchip Technologies Ltd.	4.0
Grand Process Technology Corp.	3.7
Jentech Precision Industrial Co. Ltd.	3.3
Nien Made Enterprise Co. Ltd.	3.3
Asia Vital Components Co. Ltd.	3.2
Century Iron & Steel Industrial Co. Ltd.	3.0

## Top Ten Industry Weightings

WEIGHTINGS AS OF AUGUST 31, 2024	%
Semiconductors & Semiconductor Equipment	49.2
Electronic Equipment, Instruments & Components	11.4
Technology Hardware, Storage & Peripherals	11.3
Household Durables	3.3
Metals & Mining	3.0
Consumer Staples Distribution & Retail	2.1
Electrical Equipment	1.9
Leisure Products	1.8
Diversified Telecommunication Services	1.4
Textiles, Apparel & Luxury Goods	1.3

## Top Ten Equity Holdings

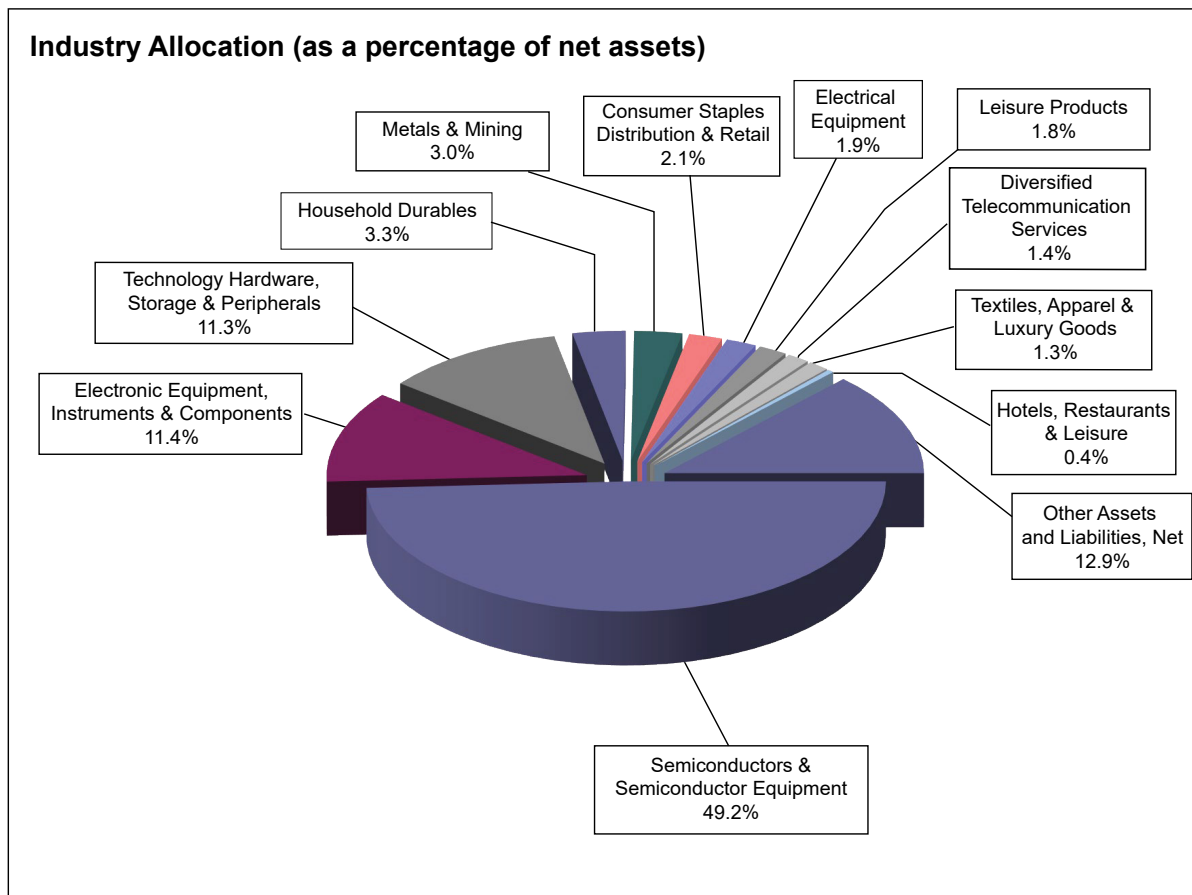
HOLDINGS AS OF AUGUST 31, 2023	%
Taiwan Semiconductor Manufacturing Co. Ltd.	18.9
Fortune Electric Co. Ltd.	4.9
Gigabyte Technology Co. Ltd.	4.7
Alchip Technologies Ltd.	4.7
Quanta Computer, Inc.	4.5
Asia Vital Components Co. Ltd.	4.5
eMemory Technology, Inc.	4.3
Global Unichip Corp.	3.7
Delta Electronics, Inc.	3.7
Sunonwealth Electric Machine Industry Co. Ltd.	3.5

## Top Ten Industry Weightings

WEIGHTINGS AS OF AUGUST 31, 2023	%
Semiconductors & Semiconductor Equipment	40.7
Technology Hardware, Storage & Peripherals	17.7
Electrical Equipment	6.7
Electronic Equipment, Instruments & Components	5.3
Machinery	3.7
Consumer Staples Distribution & Retail	2.5
Metals & Mining	2.5
Textiles, Apparel & Luxury Goods	2.0
Household Durables	1.9
Leisure Products	1.6

\* Percentages based on net assets.

# INDUSTRY ALLOCATION



Fund holdings are subject to change and percentages shown above are based on net assets as of August 31, 2024. The pie chart illustrates the allocation of the investments by industry. A complete list of holdings as of August 31, 2024 is contained in the Schedule of Investments included in this report. The most current available data regarding portfolio holdings and industry allocation can be found on our website, [www.thetaiwanfund.com](http://www.thetaiwanfund.com). You may also obtain updated holdings by calling 1-800-426-5523.



## SCHEDULE OF INVESTMENTS/AUGUST 31, 2024 (SHOWING PERCENTAGE OF NET ASSETS)

	SHARES	US \$ VALUE (NOTE 1)		SHARES	US \$ VALUE (NOTE 1)
<b>COMMON STOCKS – 87.1%</b>			<b>INFORMATION TECHNOLOGY — 71.9%</b>		
<b>COMMUNICATION SERVICES — 1.4%</b>			<b>Electronic Equipment, Instruments &amp; Components — 11.4%</b>		
<b>Diversified Telecommunication Services — 1.4%</b>			All Ring Tech Co. Ltd. . . . . .		
Chunghwa Telecom Co. Ltd. . . . . .	1,285,000	\$ 4,980,931	Arizon RFID Technology Cayman Co. Ltd. . . . . .		
TOTAL COMMUNICATION SERVICES . . . . .		4,980,931	Chroma ATE, Inc. . . . . .		
<b>CONSUMER DISCRETIONARY — 6.8%</b>			Delta Electronics, Inc. . . . . .		
<b>Hotels, Restaurants &amp; Leisure — 0.4%</b>			E Ink Holdings, Inc. . . . . .		
Bafang Yunji International Co. Ltd. . . . . .	17,000	80,244	Elite Material Co. Ltd. <sup>(a)</sup> . . . . .		
Gourmet Master Co. Ltd. . . . . .	526,000	1,359,806	Fositek Corp. <sup>(a)</sup> . . . . .		
		1,440,050	Hon Hai Precision Industry Co. Ltd. . . . . .		
<b>Household Durables — 3.3%</b>			Lotes Co. Ltd. <sup>(a)</sup> . . . . .		
Nien Made Enterprise Co. Ltd. . . . . .	799,000	11,738,981	41,298,859		
<b>Leisure Products — 1.8%</b>			<b>Semiconductors &amp; Semiconductor Equipment — 49.2%</b>		
Giant Manufacturing Co. Ltd. . . . . .	220,000	1,643,639	Alchip Technologies Ltd. . . . . .		
Merida Industry Co. Ltd. . . . . .	652,000	4,911,910	ASMedia Technology, Inc. <sup>(a)</sup> . . . . .		
		6,555,549	ASPEED Technology, Inc. . . . . .		
<b>Textiles, Apparel &amp; Luxury Goods — 1.3%</b>			eMemory Technology, Inc. <sup>(a)</sup> . . . . .		
Eclat Textile Co. Ltd. . . . . .	80,000	1,340,419	Globalwafers Co. Ltd. . . . . .		
Feng TAY Enterprise Co. Ltd. . . . . .	324,800	1,482,363	Grand Process Technology Corp. <sup>(a)</sup> . . . . .		
Fulgent Sun International Holding Co. Ltd. <sup>(a)</sup> . . . . .	505,000	1,910,128	Jentech Precision Industrial Co. Ltd. <sup>(a)</sup> . . . . .		
		4,732,910	MediaTek, Inc. . . . . .		
TOTAL CONSUMER DISCRETIONARY . . . . .		24,467,490	Phison Electronics Corp. . . . . .		
<b>CONSUMER STAPLES — 2.1%</b>			SDI Corp. <sup>(a)</sup> . . . . .		
<b>Consumer Staples Distribution &amp; Retail — 2.1%</b>			Taiwan Semiconductor Manufacturing Co. Ltd. . . . . .		
President Chain Store Corp. . . . . .	869,000	7,646,874	Visual Photonics Epitaxy Co. Ltd. <sup>(a)</sup> . . . . .		
TOTAL CONSUMER STAPLES . . . . .		7,646,874	Winbond Electronics Corp. . . . . .		
<b>INDUSTRIALS — 1.9%</b>			WinWay Technology Co. Ltd. <sup>(a)</sup> . . . . .		
<b>Electrical Equipment — 1.9%</b>			177,733,351		
Fortune Electric Co. Ltd. <sup>(a)</sup> . . . . .	330,400	6,888,928	<b>Technology Hardware, Storage &amp; Peripherals — 11.3%</b>		
TOTAL INDUSTRIALS . . . . .		6,888,928	Asia Vital Components Co. Ltd. <sup>(a)</sup> . . . . .		
			Gigabyte Technology Co. Ltd. . . . . .		
			King Slide Works Co. Ltd. <sup>(a)</sup> . . . . .		
			Quanta Computer, Inc. . . . . .		
			Wiwynn Corp. . . . . .		
			40,971,304		
			TOTAL INFORMATION TECHNOLOGY . . . . .		
			260,003,514		

The accompanying notes are an integral part of the financial statements.

## SCHEDULE OF INVESTMENTS/AUGUST 31, 2024 (SHOWING PERCENTAGE OF NET ASSETS) *(concluded)*

	<u>SHARES</u>	<u>US \$ VALUE (NOTE 1)</u>
<b>MATERIALS — 3.0%</b>		
<b>Metals &amp; Mining — 3.0%</b>		
Century Iron & Steel Industrial Co. Ltd. <sup>(a)</sup> . . . . .	1,488,000	\$11,047,202
TOTAL MATERIALS . . . . .		<u>11,047,202</u>
TOTAL COMMON STOCKS		
(Cost — \$191,978,857) . . . . .		<u>315,034,939</u>
TOTAL INVESTMENTS — 87.1%		
(Cost — \$191,978,857) . . . . .		<u>315,034,939</u>
OTHER ASSETS AND LIABILITIES,		
NET—12.9% . . . . .		<u>46,474,575</u>
NET ASSETS—100.0% . . . . .		<u>\$361,509,514</u>

**Legend:**

US \$ – United States dollar

<sup>(a)</sup> All or a portion of the security is on loan. The market value of the securities on loan is \$36,397,487, collateralized by non-cash collateral such as U.S. Government securities in the amount of \$39,096,816.

# FINANCIAL STATEMENTS

## STATEMENT OF ASSETS AND LIABILITIES

August 31, 2024

### Assets:

Investments in securities, at value (cost \$191,978,857) (Notes 2 and 3) .....	\$ 315,034,939
Cash .....	3,036,497
Foreign cash (cost \$42,890,600) .....	43,697,184
Dividend receivable .....	868,102
Receivable for securities sold .....	803,986
Performance fee receivable .....	423,627
Securities lending receivable .....	246,496
Prepaid expenses .....	58,489
Total assets .....	<u>364,169,320</u>

### Liabilities:

Payable for securities purchased .....	\$ 1,872,424
Accrued custodian fees .....	204,020
Accrued management fee (Note 4) .....	176,299
Payable for fund shares repurchased ..	113,645
Accrued audit fees .....	66,200
Accrued directors' and officers' fees ..	444
Other payables and accrued expenses ..	<u>226,774</u>
Total liabilities .....	<u>2,659,806</u>

**Net Assets** .....

	<u>\$ 361,509,514</u>
--	-----------------------

### Net Assets Consist of:

Paid in capital .....	\$ 234,669,655
Total distributable earnings (loss) .....	<u>\$ 126,839,859</u>

**Net Assets** .....

	<u>\$ 361,509,514</u>
--	-----------------------

### Net Asset Value, per share

(\$361,509,514/6,722,275 shares outstanding) .....	<u>\$ 53.78</u>
---	-----------------

## STATEMENT OF OPERATIONS

For the Year Ended August 31, 2024

### Investment Income:

Dividends .....	\$ 5,337,748
Securities Lending Income .....	1,846,695
	<u>7,184,443</u>
Less: Taiwan stock dividend tax (Note 2)	(2,545)
Taiwan withholding tax (Note 2) ..	<u>(1,066,769)</u>
Total investment income .....	6,115,129

### Expenses:

Management fees (Note 4) .....	\$ 1,975,334
Performance adjustment .....	(423,627)
Custodian fees .....	316,505
Directors' fees .....	303,924
Administration and accounting fees ...	233,595
Insurance fees .....	75,815
Legal fees .....	66,570
Audit fees .....	66,200
Compliance services fees .....	66,000
Principal financial officer fees .....	66,000
Tax Guarantor fees .....	57,345
Stockholder communications .....	37,993
Transfer agent fees .....	23,018
Miscellaneous .....	<u>143,959</u>
Total expenses .....	<u>3,008,631</u>
<b>Net Investment Income</b> .....	<u>3,106,498</u>

### Realized and Unrealized

#### Gain (Loss) on:

Net realized gain (loss) on:		
Investments .....	58,122,846	
Foreign currency transactions .....	<u>(1,245,259)</u>	
		<u>56,877,587</u>
Net change in unrealized appreciation (depreciation) on:		
Investments .....	36,152,127	
Foreign currency translations .....	<u>1,040,585</u>	
		<u>37,192,712</u>
Net realized and unrealized gain .....		<u>94,070,299</u>
<b>Net Increase in Net Assets</b> <b>Resulting From Operations</b> .....		<u>\$ 97,176,797</u>

## FINANCIAL STATEMENTS *(continued)*

### STATEMENTS OF CHANGES IN NET ASSETS

	<i>Year Ended</i> <i>August 31, 2024</i>	<i>Year Ended</i> <i>August 31, 2023</i>
<b>Increase/(Decrease) in Net Assets</b>		
Operations:		
Net investment income . . . . .	\$ 3,106,498	\$ 3,085,793
Net realized gain on investments and foreign currency transactions . . . . .	56,877,587	5,433,759
Net change in unrealized appreciation (depreciation) on investments and foreign currency translations . . . . .	<u>37,192,712</u>	<u>64,125,816</u>
Net increase in net assets resulting from operations . . . . .	<u>97,176,797</u>	<u>72,645,368</u>
Distributions to stockholders from:		
Distributable Income . . . . .	<u>(3,194,849)</u>	<u>—</u>
Total distributions to stockholders . . . . .	<u>(3,194,849)</u>	<u>—</u>
Capital stock transactions (Note 6):		
Reinvestment of distributions . . . . .	6,531	—
Cost of shares repurchased (Note 5) . . . . .	<u>(27,567,174)</u>	<u>(1,372,755)</u>
Total capital stock transactions . . . . .	<u>(27,560,643)</u>	<u>(1,372,755)</u>
Increase in net assets . . . . .	<u>66,421,305</u>	<u>71,272,613</u>
<b>Net Assets</b>		
Beginning of year . . . . .	<u>295,088,209</u>	<u>223,815,596</u>
End of year . . . . .	<u>\$ 361,509,514</u>	<u>\$ 295,088,209</u>

# FINANCIAL STATEMENTS *(concluded)*

## FINANCIAL HIGHLIGHTS

Selected data for a share of common stock outstanding for the years indicated

	Year Ended August 31,				
	2024	2023 <sup>†</sup>	2022	2021	2020
<b>Selected Per Share Data</b>					
Net asset value, beginning of year	\$ 39.73	\$ 29.96	\$ 42.83	\$ 28.79	\$ 20.80
Income from Investment Operations:					
Net investment income <sup>(a)</sup>	0.43	0.41 <sup>(b)</sup>	0.33	0.04	0.06
Net realized and unrealized gain (loss) on investments and foreign currency transactions	13.13	9.32 <sup>(c)</sup>	(10.28)	17.31	9.54
Total from investment operations	13.56	9.73	(9.95)	17.35	9.60
Less Distributions to Stockholders from:					
Net investment income	—	—	(0.48)	(0.38)	(1.47)
Net realized gains	(0.44)	—	(2.44)	(2.93)	(0.23)
Total distributions to stockholders	(0.44)	—	(2.92)	(3.31)	(1.70)
Capital Share Transactions:					
Accretion (dilution) to net asset value resulting from share repurchase program, tender offer or issuance of shares for the reinvestment of distributions from net investment income and net realized gains	0.93	0.04	0.00 <sup>(d)</sup>	0.00 <sup>(d)</sup>	0.09
Net asset value, end of year	\$ 53.78	\$ 39.73	\$ 29.96	\$ 42.83	\$ 28.79
Market value, end of year	\$ 44.73	\$ 31.10	\$ 25.20	\$ 35.83	\$ 23.65
<b>Total Return</b>					
Per share net asset value <sup>(e)</sup>	37.11%	32.61% <sup>(b)(c)</sup>	(24.42)%	66.88%	49.63%
Per share market value <sup>(e)</sup>	45.68%	23.41% <sup>(b)(c)</sup>	(24.01)%	69.95%	43.31%
<b>Ratio and Supplemental Data:</b>					
Net Assets, end of year (000s)	\$361,510	\$295,088	\$223,816	\$319,915	\$214,956
Ratio of expenses before fee waiver	0.91%	1.47%	1.02%	1.44%	1.70%
Ratio of expenses after fee waiver	0.91%	1.40%	0.96%	1.44%	1.70%
Ratio of net investment income	0.94%	1.28% <sup>(b)</sup>	0.86%	0.12%	0.23%
Portfolio turnover rate	54%	70%	127%	242%	241%

<sup>(a)</sup> Based on average shares outstanding during the period.

<sup>(b)</sup> The prior investment manager reimbursed the Fund for costs related to the change in investment manager in the amount of \$1,018,672. Without this reimbursement the net investment income per share would have been \$0.28, the ratio of net investment income would have been 0.86% and the Fund's net asset value total return would have been 32.15%.

<sup>(c)</sup> Nomura reimbursed the Fund for a procedural error in the amount of \$26,442. The impact was deemed immaterial to net realized and unrealized gain/loss on investments and the Fund's total return.

<sup>(d)</sup> Amount represents less than \$0.005 per share.

<sup>(e)</sup> Total investment return at net asset value ("NAV") is based on changes in the NAV of Fund shares and assumes reinvestment of dividends and distributions, if any. Total investment return at market value is based on changes in the market price at which the Fund's shares traded on the stock exchange during the period and assumes reinvestment of dividends and distributions, if any, at actual prices pursuant to the Fund's dividend reinvestment program. Because the Fund's shares trade in the stock market based on investor demand, the Fund may trade at a price higher or lower than its NAV. Therefore, returns are calculated based on share price and NAV.

<sup>†</sup> Nomura was appointed investment manager of the Fund on September 17, 2022. From June 2019 through September 16, 2022 Allianz Global Investors U.S. LLC was the investment manager. Prior to June 2019, the Fund had different investment management arrangements.

### 1. Organization

The Taiwan Fund, Inc. (the “Fund”), a Maryland corporation, is registered under the Investment Company Act of 1940, as amended (the “1940 Act”), as a diversified closed-end management investment fund.

The Fund is an investment company and accordingly follows the investment company accounting and reporting guidance of the Financial Accounting Standards Board Accounting Standard Codification Topic 946 “Financial Services - Investment Companies.”

The Fund concentrates its investments in the securities listed on the Taiwan Stock Exchange. Because of this concentration, the Fund may be subject to certain additional risks not typically associated with investing in securities of U.S. companies or the U.S. government, including (1) volatility of the Taiwan securities market, (2) restrictions on repatriation of capital invested in Taiwan, (3) fluctuations in the rate of exchange between the New Taiwan Dollar and the U.S. Dollar, and (4) political and economic risks, including tensions and the potential of conflict with the People’s Republic of China. In addition, Republic of China accounting, auditing, financial and other reporting standards are not equivalent to U.S. standards and, therefore, certain material disclosures may not be made, and less information may be available to investors investing in Taiwan than in the United States. There is also generally less regulation by governmental agencies and self-regulatory organizations with respect to the securities industry in Taiwan than there is in the United States.

### 2. Significant Accounting Policies

The financial statements are prepared in accordance with U.S. generally accepted accounting principles (“GAAP”), which require management to make estimates and assumptions that affect the reported amounts of assets and liabilities. Actual results could differ from those estimates. Management has evaluated the impact of all events or transactions occurring after year end through the date these financial statements were issued and has determined that there were no subsequent events requiring recognition or disclosure. The following summarizes the significant accounting policies of the Fund:

**Security Valuation.** All securities, including those traded over-the-counter, for which market quotations are readily available are valued at the last sales price prior to the time of determination of the Fund’s net asset value per share or, if there were no sales on such date, at the closing price quoted for such securities (but if bid and asked quotations are available, at the mean between the last current bid and asked prices, rather than such quoted closing price). These securities are generally categorized as Level 1 securities in the fair value hierarchy. In certain instances where the price determined above may not represent fair market value, the value is determined by Nomura Asset Management U.S.A. Inc. (“Nomura”), acting as the Board of Directors’ (the “Board”) Valuation Designee. Foreign securities may be valued at fair value according to procedures approved by the Board if the closing price is not reflective of current market values due to trading or events occurring in the valuation time of the Fund. In addition, substantial changes in values in the U.S. markets subsequent to the close of a foreign market may also affect the values of securities traded in the foreign market. These securities may be categorized as Level 2 or Level 3 securities in the fair value hierarchy, depending on the valuation inputs. Short-term investments, having a maturity of 60 days or less are valued at amortized cost, which approximates market value, with accrued interest or discount earned included in interest receivable.

# NOTES TO FINANCIAL STATEMENTS *(continued)*

## AUGUST 31, 2024

### 2. Significant Accounting Policies – *continued*

The Fund has adopted fair valuation accounting standards which establish a definition of fair value and set out a hierarchy for measuring fair value. These standards require additional disclosures about the various inputs and valuation techniques used to develop the measurements of fair value and a discussion of changes in valuation techniques and related inputs during the period. These inputs are summarized in the three broad levels listed below:

- Level 1 – quoted unadjusted prices for identical instruments in active markets to which the Fund has access at the date of measurement.
- Level 2 – quoted prices for similar instruments in active markets; quoted prices for identical or similar instruments in markets that are not active; and model derived valuations in which all significant inputs and significant value drivers are observable in active markets. Level 2 inputs are those in markets for which there are few transactions, the prices are not current, little public information exists or instances where prices vary substantially over time or among brokered market makers.
- Level 3 – model derived valuations in which one or more significant inputs or significant value drivers are unobservable. Unobservable inputs are those inputs that reflect the Fund’s own assumptions that market participants would use to price the asset or liability based on the best available information.

Investments in Securities	Level 1	Level 2	Level 3	Total
Common Stocks <sup>^</sup> . . . . .	\$315,034,939	\$ –	\$ –	\$315,034,939
<b>Total</b> . . . . .	\$315,034,939	\$ –	\$ –	\$315,034,939

<sup>^</sup> See schedule of investments for industry breakout.

The inputs or methodology used for valuing securities are not necessarily an indication of the risk associated with investing in those securities.

**Repurchase Agreements.** In connection with transactions in repurchase agreements, it is the Fund’s policy that its custodian take possession of the underlying collateral securities, the fair value of which exceeds the principal amount of the repurchase transaction, including accrued interest, at all times. If the seller defaults, and the fair value of the collateral declines, realization of the collateral by the Fund may be delayed or limited. As of August 31, 2024, the Fund was not participating in any repurchase agreements.

**Securities lending.** The Fund may lend securities to qualified financial institutions, brokers and dealers. State Street Bank & Trust serves as securities lending agent to the Fund pursuant to a Securities Lending Authorization Agreement. Loans of securities are terminable at any time and the borrower, after notice, is required to return borrowed securities within the standard time period for settlement of securities transactions. The lending of securities exposes the Fund to risks such as; the borrowers may fail to return the loaned securities or may not be able to provide additional collateral, the Fund may experience delays in recovery of the loaned securities or delays in access to collateral, or the Fund may experience losses related to the investment collateral. To minimize certain risks, loan counterparties pledge securities issued or guaranteed by the U.S. Government or irrevocable letters of credit issued by banks as collateral. The initial collateral received by the Fund is required to have a value of at least 102% of the current value of the loaned securities traded on U.S. exchanges, and a value of at least 105% for all other securities. The lending agent has agreed to indemnify the Fund in the case of default of any securities borrower.

## NOTES TO FINANCIAL STATEMENTS *(continued)*

### AUGUST 31, 2024

#### 2. Significant Accounting Policies – *continued*

The Fund receives compensation for lending securities from interest or dividends earned on the U.S. Government securities and irrevocable letters of credit held as collateral (and in some cases fees paid by borrowers), less associated fees and expenses. Such income is reflected in securities lending income within the Statement of Operations.

The value of loaned securities and related non-cash collateral outstanding at August 31, 2024, if any, are shown on a gross basis in a footnote to the Schedule of Investments.

**Foreign Currency Translation.** The financial accounting records of the Fund are maintained in U.S. Dollars. Investment securities, other assets and liabilities denominated in a foreign currency are translated into U.S. Dollars at the current exchange rate. Purchases and sales of securities, income receipts and expense payments are translated into U.S. Dollars at the exchange rate on the dates of the transactions.

Reported net realized gains and losses on foreign currency transactions represent net gains and losses from disposition of foreign currencies, currency gains and losses realized between the trade dates and settlement dates of security transactions, and the difference between the amount of net investment income accrued and the U.S. Dollar amount actually received. The effects of changes in foreign currency exchange rates on investments in securities are not segregated in the Statement of Operations from the effects of changes in market prices of those securities but are included in realized and unrealized gain or loss on investments.

**Forward Foreign Currency Transactions.** A forward foreign currency contract (“Forward”) is an agreement between two parties to buy or sell currency at a set price on a future date. The Fund may enter into Forwards in order to hedge foreign currency risk or for other risk management purposes. Realized gains or losses on Forwards include net gains or

losses on contracts that have matured or which the Fund has terminated by entering into an offsetting closing transaction. Unrealized appreciation or depreciation on Forwards, if any, is included in the Statement of Assets and Liabilities. The portfolio could be exposed to risk of loss if the counterparty is unable to meet the terms of the contract or if the value of the currency changes unfavorably. As of August 31, 2024 the Fund had no open Forwards.

**Indemnification Obligations.** Under the Fund’s organizational documents, its officers and directors are indemnified against certain liabilities arising out of the performance of their duties to the Fund. In addition, in the normal course of business the Fund enters into contracts that provide general indemnifications to other parties. The Fund’s maximum exposure under these arrangements is unknown as this would involve future claims that may be made against the Fund that have not yet occurred.

**Taxes.** As a qualified Regulated Investment Company under Subchapter M of the Internal Revenue Code, the Fund is not subject to income taxes to the extent that it distributes all of its investment company taxable income and net realized capital gains for its fiscal year. In addition to federal income tax for which the Fund is liable on undistributed amounts, the Fund is subject to federal excise tax on undistributed investment company taxable income and net realized capital gains. Also, the Fund is currently subject to a Taiwan security transaction tax of 0.3% on sales of equities and 0.1% on sales of mutual fund shares based on the transaction amount. Security transaction tax is embedded in the cost basis of each security and contributes to the realized gain or loss for the Fund. Security transaction taxes are not accrued until the tax becomes payable.

The Fund’s functional currency for tax reporting purposes is the New Taiwan Dollar.



## NOTES TO FINANCIAL STATEMENTS *(continued)*

### AUGUST 31, 2024

#### 2. Significant Accounting Policies – *continued*

The Fund recognizes the tax benefits of uncertain tax positions only where the position is “more likely than not” to be sustained assuming examination by tax authorities. Management has analyzed the Fund’s tax positions and has concluded that no liability for unrecognized tax benefits should be recorded related to uncertain tax positions taken on returns filed for prior three fiscal years. The Fund identifies its major tax jurisdictions as U.S. Federal, Maryland and Taiwan where the Fund is not aware of any tax positions for which it is reasonably possible that the total amounts of unrecognized tax benefits will change materially in the next twelve months.

**Investment Income.** Dividend income is recorded on the ex-dividend date; except, where the ex-dividend date may have passed, certain dividends from foreign securities are recorded as soon as the Fund is informed of the ex-dividend date.

Taiwanese companies typically declare dividends in the Fund’s third fiscal quarter of each year. As a result, the Fund receives substantially less dividend income in the first half of its year. Interest income, which includes accretion of original discount, is accrued as earned.

Dividend and interest income generated in Taiwan is subject to a 21% withholding tax. Stock dividends received (except those which have resulted from capitalization of capital surplus) are taxable at 21% of the par value of the stock dividends received.

**Distributions to Stockholders.** The Fund distributes to stockholders at least annually, substantially all of its taxable ordinary income and expects to distribute its taxable net realized gains. Certain foreign currency gains (losses) are taxable as ordinary income and, therefore, increase (decrease) taxable ordinary income available for distribution. Pursuant to the Dividend Reinvestment and Cash Purchase Plan (the “Plan”), stockholders may elect to have all cash distributions automatically reinvested in Fund shares.

(See the summary of the Plan described later.) Unless the Board elects to make a distribution in shares of the Fund’s common stock, stockholders who do not participate in the Plan will receive all distributions in cash paid by check in U.S. dollars. Income and capital gain distributions are determined in accordance with income tax regulations, which may differ from GAAP. No capital gain distributions shall be made until any capital loss carryforwards have been fully utilized or expired.

Tax components of distributable earnings are determined in accordance with income tax regulations which may differ from the composition of net assets reported under GAAP. Book and tax basis differences, if any, are primarily due to differing treatments for foreign currency transactions, net operating loss and post October capital and late year ordinary loss deferrals.

Permanent book and tax basis differences relating to stockholder distributions will result in reclassifications between components of net assets. Accordingly, for the year ended August 31, 2024, the effects of certain differences were reclassified. The Fund decreased distributable earnings by \$23,724,199, and increased paid in capital by \$23,724,199.

**Security Transactions.** Security transactions are accounted as of the trade date. Gains and losses on securities sold are determined on the basis of identified cost.

#### 3. Purchases and Sales of Securities

For the year ended August 31, 2024, purchases and sales of securities, other than short-term securities, aggregated \$157,979,193 and \$201,313,750, respectively.

# NOTES TO FINANCIAL STATEMENTS *(continued)*

## AUGUST 31, 2024

### 4. Management Fees and Other Service Providers

**Management Fee.** Effective September 17, 2022, the Fund entered into an Investment Management Agreement (the “Agreement”) with Nomura. Under the terms of the Agreement, Nomura receives a fee for its services, computed daily and payable monthly in U.S. dollars, at the annual rate of 0.60% of the Fund’s average daily net assets (“Base Fee”) with a performance adjustment (“Performance Adjustment”) of up to +/-0.25% (25 basis points) of the Fund’s average daily net assets, which would occur when the performance of the Fund’s shares exceeds, or is exceeded by, the performance of the Index by 5 percentage points (500 basis points) for the Performance Period.

For the period September 1, 2023, through August 31, 2024, the management fee was equivalent to an annual rate of 0.47% of the Fund’s average daily net assets which reflected a -0.13% Performance Adjustment.

**Administration Fees.** State Street Bank and Trust Company (“State Street”) provides or arranges for the provision of certain administrative and accounting services for the Fund, including maintaining the books and records of the Fund, and preparing certain reports and other documents required by federal and/or state laws and regulations. State Street also provides certain legal administrative services, including corporate secretarial services and preparing regulatory filings. State Street also serves as the custodian (the “Custodian”) to the Fund. For these services, the Fund pays State Street both fixed fees and asset based fees that vary according to the number of positions and transactions and out of pocket expenses.

**Director’s and Officer’s Fees and Expenses.** The Fund pays each of its directors who is not an “interested person” of the Fund, as the term is defined in the 1940 Act, an annual fee of \$30,000 (\$40,000 for the Chairman of the Board and the Chairman of the Audit Committee) plus a fee of \$6,000

for attending the quarterly Board and Committee meetings. The Fund will pay each Director \$2,000 for meetings held on days separate from the quarterly Board meeting.

**Other Service Providers.** Pursuant to a Compliance Services Agreement, Foreside Fund Officer Services, LLC (“FFOS”) provides the Fund with a Chief Compliance Officer. FFOS is paid customary fees for its services. Foreside Management Services, LLC (“FMS”) provides the Fund with a Treasurer. Neither FFOS, FMS, nor their employees that serve as officers of the Fund, have a role in determining the investment policies or which securities are purchased or sold by the Fund.

**General.** Certain officers of the Fund may also be employees of the aforementioned companies that provide services to the Fund, and during their terms of office, receive no compensation from the Fund.

### 5. Discount Management Policy / Conditional Tender Offer Policy

The Board has approved a Discount Management Program (the “Program”) which authorizes management to make open market purchases in an aggregate amount up to 10% of the Fund’s outstanding shares. These repurchases may be commenced or suspended at any time or from time to time without any notice. The Fund will report repurchase activity on the Fund’s website on a weekly basis.

During the year ended August 31, 2024 the Fund repurchased 705,289 shares at an average price of \$39.09 per share including brokerage commissions at an average discount of 19.69%. These repurchases had a total cost of \$27,567,174, resulting in a per share accretion of \$0.93 to the Fund’s net asset value.

On December 16, 2020, the Board announced that it has adopted a conditional tender offer policy (the “Policy”). Under the Policy, the Fund will conduct a tender offer to purchase up to 25% of its outstanding shares at 98% of NAV if the Fund’s NAV performance for the five-year

# NOTES TO FINANCIAL STATEMENTS *(concluded)*

## AUGUST 31, 2024

### 5. Discount Management Policy / Conditional Tender Offer Policy – *continued*

period ending December 31, 2025 were exceeded by the performance of the Fund’s benchmark (the Taiex Total Return Index) over that period.

The Board regularly reviews the discount at which the Fund’s shares trade below its NAV.

### 6. Fund Shares

At August 31, 2024, there were 100,000,000 shares of \$0.01 par value capital stock authorized, of which 6,722,275 were issued and outstanding.

	For the Year Ended August 31, 2024	For the Year Ended August 31, 2023
Shares outstanding at beginning of year . . . . .	7,427,371	7,470,494
Shares issued from reinvestment of distributions . .	193	–
Shares repurchased . . . . .	(705,289)	(43,123)
Shares outstanding at end of year . . . . .	<u>6,722,275</u>	<u>7,427,371</u>

As of August 31, 2024, the tax components of accumulated net earnings (losses) were \$123,834,370 of unrealized appreciation, \$43,173,386 of undistributed long term capital gains and \$40,167,897 late-year ordinary loss deferral. Net capital losses incurred after October 31 and within the taxable year, are deemed to arise on the first day of the Fund’s next taxable year. Net late-year ordinary losses incurred after December 31 and within the taxable year, and net late-year specified losses incurred after October 31 and within the taxable year, are deemed to arise on the first day of the Fund’s next taxable year.

The difference between book basis and tax basis unrealized appreciation and depreciation is attributable primarily to the tax deferral of losses on wash sales. At August 31, 2024, the aggregate cost basis of the Fund’s investment securities for income tax purposes was \$192,016,152. Net unrealized appreciation of the Fund’s investment securities was \$123,018,787 of which \$129,543,505 was related to appreciated investment securities and \$6,524,718 was related to depreciated investment securities.

### 7. Federal Tax Information

There were no distributions made by the Fund during the year ended August 31, 2023. The tax character of the distribution paid by the Fund during the year ended August 31, 2024.

	Year Ended August 31, 2024
Capital Gains	\$ 3,194,849
Ordinary Income	\$ –
Distribution in excess of Ordinary Income	\$ –
Total	<u>\$ 3,194,849</u>

# REPORT OF INDEPENDENT REGISTERED PUBLIC ACCOUNTING FIRM

To the Board of Directors and  
Stockholders of The Taiwan Fund, Inc.

## Opinion on the Financial Statements

We have audited the accompanying statement of assets and liabilities of The Taiwan Fund, Inc. (the “Fund”), including the schedule of investments, as of August 31, 2024, the related statement of operations for the year then ended, the statements of changes in net assets for each of the two years in the period then ended, and financial highlights for each of the five years in the period then ended, and the related notes (collectively referred to as the “financial statements”). In our opinion, the financial statements present fairly, in all material respects, the financial position of the Fund as of August 31, 2024, the results of its operations for the year then ended, the changes in its net assets for each of the two years in the period then ended, and the financial highlights for each of the five years in the period then ended, in conformity with accounting principles generally accepted in the United States of America.

## Basis for Opinion

These financial statements are the responsibility of the Fund’s management. Our responsibility is to express an opinion on the Fund’s financial statements based on our audits. We are a public accounting firm registered with the Public Company Accounting Oversight Board (United States) (“PCAOB”) and are required to be independent with respect to the Fund in accordance with the U.S. federal securities laws and the applicable rules and regulations of the Securities and Exchange Commission and the PCAOB. We have served as the Fund’s auditor since 2007.

We conducted our audits in accordance with the standards of the PCAOB. Those standards require that we plan and perform the audit to obtain reasonable assurance about whether the financial statements are free of material misstatement, whether due to error or fraud. The Fund is not required to have, nor were we engaged to perform, an audit of its internal control over financial reporting. As part of our audits we are required to obtain an understanding of internal control over financial reporting, but not for the purpose of expressing an opinion on the effectiveness of the Fund’s internal control over financial reporting. Accordingly, we express no such opinion.

Our audits included performing procedures to assess the risks of material misstatement of the financial statements, whether due to error or fraud, and performing procedures that respond to those risks. Such procedures included examining, on a test basis, evidence regarding the amounts and disclosures in the financial statements. Our audits also included evaluating the accounting principles used and significant estimates made by management, as well as evaluating the overall presentation of the financial statements. Our procedures included confirmation of securities owned as of August 31, 2024 by correspondence with the custodian and brokers. We believe that our audits provide a reasonable basis for our opinion.

*Tait, Weller & Baker LLP*

TAIT, WELLER & BAKER LLP

Philadelphia, Pennsylvania  
October 25, 2024

## OTHER INFORMATION *(unaudited)*

The Annual Meeting of Stockholders was held on April 16, 2024 (the “Annual Stockholder Meeting”). The voting results for the proposal considered at the Annual Stockholder Meeting are as follows:

1. Election of Directors. The stockholders of the Fund elected William C. Kirby, Shelley E. Rigger, Anthony S. Clark and Warren J. Olsen to the Board of Directors to serve for a one year term expiring on the date of which the annual meeting of stockholders is held in 2025 or until their successors are elected and qualified.

Director	Votes cast “for”	Votes “against/withheld”
William C. Kirby .....	5,667,775	685,111
Shelley E. Rigger .....	5,812,512	540,374
Anthony S. Clark .....	5,805,836	547,050
Warren J. Olsen .....	5,814,611	538,275

**Federal Tax Information.** The Fund has made an election under Internal Revenue Code Section 853 to pass through foreign taxes paid by the Fund to its stockholders. For the year ended August 31, 2024, the total amount of foreign taxes paid that was passed through to its stockholders for information reporting purposes was \$1,076,031 (representing taxes withheld plus taxes on stock dividends).

In addition, for the year ended August 31, 2024, the Fund paid distributions of \$3,194,849 which were designated as long term capital gains dividends.

## Privacy Policy

### Privacy Notice

The Taiwan Fund, Inc. collects non-public personal information about its stockholders from the following sources:

- Information it receives from stockholders on applications or other forms;
- Information about stockholder transactions with the Fund, its affiliates, or others; and
- Information it receives from a consumer reporting agency.

**The Fund’s policy is to not disclose nonpublic personal information about its stockholders to nonaffiliated third parties (other than disclosures permitted by law).**

The Fund restricts access to nonpublic personal information about its stockholders to those agents of the Fund who need to know that information to provide products or services to stockholders. The Fund maintains physical, electronic, and procedural safeguards that comply with federal standards to guard its stockholders’ nonpublic personal information.

## OTHER INFORMATION *(unaudited) (continued)*

---

### Proxy Voting Policies and Procedures

A description of the policies and procedures that are used by Nomura, the Fund's Investment Manager, to vote proxies relating to the Fund's portfolio securities is available (1) without charge, upon request, by calling 1-800-426-5523; and (2) as an exhibit to the Fund's annual report on Form N-CSR which is available on the website of the Securities and Exchange Commission (the "Commission") at <http://www.sec.gov>. Information regarding how the investment manager voted these proxies during the most recent 12-month period ended June 30 is available without charge, upon request, by calling the same number or by accessing the Commission's website.

### Quarterly Portfolio of Investments

The Fund files its complete Schedule of Investments with the Securities and Exchange Commission ("SEC") for the first and third quarters of each fiscal year as an exhibit to its reports on Form N-PORT. The Fund's Form N-PORT reports are available on the SEC's website at <http://www.sec.gov>. The quarterly Schedule of Investments will be made available without charge, upon request, by calling 1-800-426-5223, or on the Fund's website at [www.thetaifund.com](http://www.thetaifund.com).

## OTHER INFORMATION *(unaudited) (concluded)*

---

### **Certifications**

The Fund's chief executive officer has certified to the New York Stock Exchange that, as of April 17, 2024, he was not aware of any violation by the Fund of applicable New York Stock Exchange corporate governance listing standards. The Fund also has included the certifications of the Fund's chief executive officer and chief financial officer required by Section 302 and Section 906 of the Sarbanes-Oxley Act of 2002 in the Fund's Form N-CSR filed with the Commission, for the period of this report.

## SUMMARY OF DIVIDEND REINVESTMENT AND CASH PURCHASE PLAN *(unaudited)*

---

### What is the Dividend Reinvestment and Cash Purchase Plan?

The Dividend Reinvestment and Cash Purchase Plan (the “Plan”) offers stockholders of the Fund, a prompt and simple way to reinvest their dividends and capital gains distributions in shares of the Fund. The Fund will distribute to stockholders, at least annually, substantially all of its net income and expects to distribute annually its net realized capital gains. Computershare Trust Company, N.A. (the “Plan Administrator”), acts as Plan Administrator for stockholders in administering the Plan. The Plan also allows you to make optional cash investments in Fund shares through the Plan Administrator.

### Who Can Participate in the Plan?

If you own shares in your own name, you can elect to participate directly in the Plan. If you own shares that are held in the name of a brokerage firm, bank, or other nominee, you should contact your nominee to arrange for them to participate on your behalf.

### What Does the Plan Offer?

The Plan has two components; reinvestment of dividends and capital gains distributions, and a voluntary cash purchase feature.

#### Reinvestment of dividends and capital gains distributions

If you choose to participate in the Plan, your dividends and capital gains distributions will be promptly invested for you, automatically increasing your holdings in the Fund. If the Fund declares a dividend or capital gains distribution payable in cash, you will automatically receive shares purchased by the Plan Administrator on the open market. You will be charged a per share fee (currently \$0.05) incurred with respect to the Plan Administrator’s open market purchases. If a distribution is declared which is payable in shares or cash at the option of the stockholder and if on the valuation date (generally the payable date) the market price of shares is equal to or exceeds their net asset value, the Fund will issue new shares to you at the greater of the following: (a) net asset value per share or (b) 95% of the market price per share. If the market price per share on the valuation date is less than the net asset value per share, the Fund will issue new shares to you at the market price per share on the valuation date.

All reinvestments are in full and fractional shares, carried to six decimal places. In the case of foreign (non-U.S.) stockholders, reinvestment will be made net of applicable withholding tax.

The Plan will not operate if a distribution is declared in shares only, subject to an election by the stockholders to receive cash.



## SUMMARY OF DIVIDEND REINVESTMENT AND CASH PURCHASE PLAN *(unaudited) (continued)*

---

### Voluntary cash purchase option

Plan participants have the option of making investments in Fund shares through the Plan Administrator. You may invest any amount from \$100 to \$3,000 semi-annually. The Plan Administrator will purchase shares for you on the New York Stock Exchange or otherwise on the open market on or about February 15 and August 15. If you hold shares in your own name, you should deal directly with the Plan Administrator. Checks in U.S. dollars and drawn in U.S. banks should be made payable to “Computershare”. The Plan Administrator will not accept cash, traveler’s checks, money orders, or third party checks. The Plan Administrator will wait up to three business days after receipt of a check to ensure it receives good funds and will then seek to purchase shares for optional cash investments on the next applicable investment date. We suggest you send your check, along with a completed transaction form which is attached to each statement you receive, to the following address to be received at least three business days before the investment date:

Computershare, c/o The Taiwan Fund, Inc. at P.O. Box 43006, Providence, RI 02940-3006. The Plan Administrator will return any cash payments received more than thirty-five days prior to February 15 or August 15, and you will not receive interest on uninvested cash payments. If you own shares that are held in the name of a brokerage firm, bank, or other nominee, you should contact your nominee to arrange for them to participate in the cash purchase option on your behalf. If your check is returned unpaid for any reason, the Plan Administrator will consider the request for investment of such funds null and void, and will immediately remove these shares from your account. The Plan Administrator will be entitled to sell shares to satisfy any uncollected amount plus any applicable fees. If the net proceeds of the sale are insufficient to satisfy the balance of any uncollected amounts, the Plan Administrator will be entitled to sell such additional shares from your account as may be necessary to satisfy the uncollected balance.

### **Is There a Cost to Participate?**

For purchases from the reinvestment of dividends and capital gains distributions, you will also be charged a per share fee (currently \$0.05) incurred with respect to the Plan Administrator’s open market purchases in connection with the reinvestment of dividends and capital gains distributions. The Plan Administrator’s service fees for handling capital gains distributions or income dividends will be paid by the Fund. For purchases from voluntary cash payments, participants are charged a service fee (currently \$0.75 per investment) and a per share fee (currently \$0.05) for each voluntary cash investment. Per share fees include any brokerage commissions the Plan Administrator is required to pay. Per share fees and service fees, if any, will be deducted from amounts to be invested.

### **What Are the Tax Implications for Participants?**

You will receive tax information annually for your personal records and to help you prepare your federal income tax return.

The automatic reinvestment of dividends and capital gains distributions does not relieve you of any income tax which may be payable on dividends or distributions. For further information as to the tax consequences of participating in the Plan, you should consult with your tax advisors.

## SUMMARY OF DIVIDEND REINVESTMENT AND CASH PURCHASE PLAN *(unaudited) (concluded)*

---

If the Fund issues shares upon reinvestment of a dividend or capital gains distribution, for U.S. federal income tax purposes, the amount reportable in respect of the reinvested amount of the dividend or distribution will be the fair market value of the shares received as of the payment date, which will be reportable as ordinary dividend income and/or long term capital gains. The shares will have a tax basis equal to such fair market value, and the holding period for the shares will begin on the day after the payment date. State, local and foreign taxes may also be applicable.

### **Once Enrolled in the Plan, May I Withdraw From It?**

You may withdraw from the Plan without penalty at any time by calling the Plan Administrator at 1-800-426-5523, by accessing your Plan account at the Plan Administrator's web site, <http://www.computershare.com/investor> or by written notice to the Plan Administrator. If you withdraw, you will receive stock certificates issued in your name for all full shares, and a check for any fractional share (valued at the market value of the shares at the time of withdrawal or termination) less any applicable fees.

You may also request that the Plan Administrator sell your shares and send you the proceeds, less a service fee of \$2.50 and a per share fee of \$0.15 for any request for withdrawal or termination. The per share fee includes any brokerage commissions the Plan Administrator is required to pay.

Alternatively, you may also request that the Plan Administrator move your whole shares to the Direct Registration System<sup>(1)</sup>, which would allow you to maintain ownership of those whole shares in book entry form on the records of the Fund.

All sale requests having an anticipated market value of \$100,000.00 or more are required to be submitted in written form.

In addition, all sale requests within thirty (30) days of an address change are required to be submitted in written form.

### **Whom Should I Contact for Additional Information?**

If you hold shares in your own name, please address all notices, correspondence, questions, or other communications regarding the Plan to: Computershare, c/o The Taiwan Fund, Inc. at P.O. Box 43006, Providence, RI 02940-3006, by telephone at 1-800-426-5523 or through the Internet at <http://www.computershare.com/investor>. If your shares are not held in your name, you should contact your brokerage firm, bank, or other nominee for more information and to arrange for them to participate in the Plan on your behalf.

*Either the Fund or the Plan Administrator may amend or terminate the Plan. Except in the case of amendments necessary or appropriate to comply with applicable law, rules or policies or a regulatory authority, participants will be mailed written notice at least 30 days before the effective date of any amendment. In the case of termination, participants will be mailed written notice at least 30 days before the record date of any dividend or capital gains distribution by the Fund.*

<sup>(1)</sup> The Fund uses the Direct Registration System (DRS) as its means of recording stock ownership. DRS is stock ownership without paper stock certificates.

# BOARD DELIBERATIONS REGARDING RENEWAL OF INVESTMENT ADVISORY AGREEMENT BETWEEN THE FUND AND NOMURA ASSET MANAGEMENT U.S.A. INC. *(unaudited)*

## General Background

On July 23, 2024, the Board of Directors, all of whom are Independent Directors (each, a “Director” and together, the “Board”), voted to renew the Investment Advisory Agreement between the Fund and Nomura Asset Management U.S.A. Inc. (the “Adviser”) (the “Advisory Agreement”).

## Approval Process

In evaluating the Advisory Agreement, the Directors drew on the materials provided to them by the Adviser at the request, on their behalf, by counsel. In deciding whether to approve the renewal of the Advisory Agreement, the Directors considered various factors under Section 15(c) of the 1940 Act, including: (i) the nature, extent and quality of the services provided by the Adviser under the Advisory Agreement, (ii) the investment performance of the Fund, (iii) the costs to the Adviser of providing its services to the Fund and the profits realized by the Adviser, from its relationship with the Fund, and (iv) the extent to which economies of scale would be realized, if any, as the Fund grows and whether the fee levels in the Advisory Agreement reflect these economies of scale.

*Nature, Extent and Quality of the Services provided by the Adviser.* In considering the nature, extent and quality of the services provided by the Adviser, the Directors relied on their experience as Directors of the Fund as well as on the materials provided for the Meeting. They noted that, under the Advisory Agreement, the Adviser is responsible for managing the Fund’s investments in accordance with the Fund’s investment objective and policies, applicable legal and regulatory requirements, and the instructions of the Board, for providing necessary and appropriate reports and information to the Directors, for maintaining all necessary books and records pertaining to the Fund’s transactions in investments, and for furnishing the Fund with the assistance, cooperation, and information necessary for the Fund to meet various legal requirements regarding registration and reporting. They noted that the investment objective of the Fund is to seek long-term capital appreciation through investment primarily in equity securities listed on the Taiwan Stock Exchange. They also noted the experience and expertise of the Adviser as appropriate as an adviser to the Fund.

The Directors reviewed the background and experience of the Adviser’s senior management, including those individuals responsible for the investment and compliance operations with respect to the Fund’s investments, and the responsibilities of the investment and compliance personnel with respect to the Fund. They also considered the resources, operational structures and practices the Adviser has in managing the Fund’s portfolio, in monitoring and securing the Fund’s compliance with its investment objective and policies and with applicable laws and regulations, and in seeking best execution of portfolio transactions. Drawing upon the materials provided and their general knowledge of the business of the Adviser, the Directors took into account the fact that the Adviser’s experience, resources and strength in these areas are deep, extensive and of high quality. On the basis of this review, the Directors determined that the nature and extent of the services provided by the Adviser to the Fund were appropriate, had been of high quality, and could be expected to remain so.

*Performance, Fees and Expenses of the Fund.* Drawing upon information provided prior to the Meeting and upon reports provided to the Directors by the Adviser throughout the preceding year, the Directors concluded that in view of the investment objective of the Fund and market conditions, the Fund has outperformed its benchmark for the fiscal year-to-date, one-, three- five- and ten-year periods as of May 31, 2024.

## BOARD DELIBERATIONS REGARDING RENEWAL OF INVESTMENT ADVISORY AGREEMENT BETWEEN THE FUND AND NOMURA ASSET MANAGEMENT U.S.A. INC.

*(unaudited)(continued)*

In order to better evaluate the Fund's management fee, the Directors had requested comparative information with respect to fees paid by similar public funds, including funds managed by the Adviser or its affiliates. Based on that information, the Directors noted that the Fund's total expense ratio was lower than the average of the comparable funds' total expense ratios. It was noted that the Fund pays a management fee of 0.60% of the Fund's average daily net assets with a performance adjustment of up to +/- 0.25% of the Fund's average daily net assets, which would occur when the performance of the Fund's shares exceeds, or is exceeded by, the performance of the Fund's index by five percentage points. The Directors also noted that for the period ending June 30, 2024, the management fee was equivalent to an annual rate of 0.85% of weighted average daily net assets, which reflected a 0.25% Performance Adjustment (annualized), based on the Fund's net asset value outperforming the Fund's benchmark. The Directors concluded that the data available provided confirmation of the reasonableness of the Adviser's fees.

The Directors considered the profitability of the management arrangement with the Fund to the Adviser. The Directors had been provided with data on the Fund's profitability to the Adviser for the fiscal years ended March 31, 2023 and March 31, 2024 and data on the profitability of Nomura Assets Management (Taiwan) Ltd ("NAM Taiwan") to which the Adviser pays a fee for the services provided by certain employees of NAM Taiwan to the Adviser. They first discussed with representatives of the Adviser the methodologies used in computing the costs that formed the basis of the profitability calculations. Concluding that these methodologies were acceptable, they turned to the data provided. After discussion and analysis, they concluded that, to the extent that the Adviser's relationship with the Fund was profitable, the profitability was not such as to render the management fee excessive.

*Other Benefits of the Relationship.* In considering whether the Adviser would benefit in other ways from its relationship with the Fund, the Directors noted that, other than the management fees for the Fund's investments, there were no other investment management, brokerage or other fees receivable by the Adviser or its affiliates from the Fund. The Directors concluded that, to the extent that the Adviser might derive other benefits from its relationship with the Fund, those benefits are not so significant as to render the Adviser's fees excessive.

*Economies of Scale.* On the basis of their discussions with management and their analysis of information provided at the Meeting, the Directors determined that the nature of the Fund and its operations is such that the Adviser is not likely to realize economies of scale in the management of the Fund. The Adviser provided comparative performance information for similar mandates.

*Resources of the Investment Adviser.* The Board considered whether the Adviser is financially sound and has the resources necessary to perform its obligations under the Advisory Agreement, noting that the Adviser appears to have the financial resources necessary to fulfill its obligations under the Advisory Agreement. The Board also noted that the Fund's CCO receives quarterly certifications from the Adviser reflecting its compliance with Rule 38a-1 under the 1940 Act.

*General Conclusions.* After considering and weighing all of the above factors, the Board concluded that it would be in the best interest of the Fund and its stockholders to approve the Advisory Agreement. The Board members reasoned that, considered by themselves, the nature and extent of the services provided by the Adviser were appropriate, that the performance of the Fund had been at least satisfactory and for most time periods, exceptional, and that the Adviser could be expected to continue to provide services of high quality. As to the Adviser's fees for the Fund, the Directors determined that the fees, considered in relation to the services provided, were fair and reasonable, that the Fund's relationship with

## BOARD DELIBERATIONS REGARDING RENEWAL OF INVESTMENT ADVISORY AGREEMENT BETWEEN THE FUND AND NOMURA ASSET MANAGEMENT U.S.A. INC.

*(unaudited) (concluded)*

the Adviser was not so profitable as to render the fees excessive, and that any additional benefits to the Adviser were not of a magnitude materially to affect the Directors' deliberations. In reaching this conclusion, the Board did not identify any single factor or group of factors as all-important or controlling but considered all factors together.

## INVESTMENT OBJECTIVES AND POLICIES *(unaudited)*

---

The Fund's investment objective is long-term capital appreciation. The Fund seeks to achieve its investment objective through investments primarily in equity securities listed on the Taiwan Stock Exchange (the "TSE") in the Republic of China (the "ROC"). At least 80% of the Fund's assets must be invested in Taiwan securities, meaning securities issued by companies organized under the laws of Taiwan, securities the primary trading market for which is in Taiwan, or securities of companies more than 50% of whose assets are based in Taiwan or more than 50% of whose revenue is derived from Taiwan. The Fund's investment objective and the requirement to invest at least 80% of the Fund's assets in Taiwan securities may not be changed without the approval of a majority of the Fund's outstanding voting securities. For this purpose, a "majority of the Fund's outstanding voting securities" means the lesser of (i) 67% of the shares represented at a meeting at which more than 50% of the outstanding shares are represented or (ii) more than 50% of the outstanding shares.

The portion of the Fund's assets not invested in equity securities generally will be invested in debt securities which are listed on the TSE or traded on the over-the-counter market, or will be held in bank deposits or short-term money market instruments in order to provide appropriate liquidity to take advantage of market opportunities and meet cash needs. Investments in money market instruments may include government treasury bills, commercial paper, bankers' acceptances and negotiable certificates of deposit.

The Fund has adopted a fundamental policy to invest in excess of 25% of its total assets in the semiconductor industry and is thereby concentrated in such industry. This policy may not be changed without the approval of a majority of the Fund's outstanding voting securities. In addition, the Fund is required to be diversified, meaning that the Fund may not purchase any security (other than obligations of the U.S. government or its agencies or instrumentalities) if as a result: (i) as to 75% of the Fund's total assets, more than 5% of the Fund's total assets (taken at current value) would then be invested in the securities of a single issuer, (ii) more than 10% of the voting equity securities (at the time of such purchase) of any one issuer would be owned by the Fund or (iii) more than 25% of its total assets would be invested in obligations of the government of the ROC, its agencies or instrumentalities. The Fund's equity investments have been and will be predominantly in common stock, but investments may also be made in preferred stocks and in convertible debentures listed on the TSE.

During periods in which changes in economic, financial or political conditions make it advisable, the Fund may, for temporary defensive purposes, reduce its holdings in equity securities and increase its holdings in long-term or short-term debt securities or hold cash.

## RISK FACTORS AND SPECIAL CONSIDERATIONS *(unaudited)*

### Risks of Investing in Securities in Taiwan

The Fund concentrates its investments in securities listed on the TSE. Because of this concentration, the Fund may be subject to certain additional risks not typically associated with investing in securities of U.S. companies or the U.S. government, including (1) volatility of the Taiwan securities market, (2) restrictions on repatriation of capital invested in Taiwan, (3) fluctuations in the rate of exchange between the New Taiwan Dollar and the U.S. Dollar, and (4) political and economic risks. In addition, ROC accounting, auditing, financial and other reporting standards are not equivalent to U.S. standards and, therefore, certain material disclosures may not be made, and less information may be available to investors investing in Taiwan than in the United States. There is also generally less regulation by governmental agencies and self-regulatory organizations with respect to the securities industry in Taiwan than there is in the United States.

#### *Market Volatility*

The TSE has experienced from time to time substantial fluctuations in the prices and volumes of sales of listed securities. There are currently limits on the range of daily price movements on the TSE. In response to past declines and volatility in the securities markets in Taiwan, and in line with similar activities by other countries in Asia, the ROC formed the government-sponsored National Financial Stabilization Fund (the “Stabilization Fund”), which has purchased and may from time to time purchase shares of Taiwan companies to support these markets. In the future, market activity by government entities, or the perception that such activity is taking place, may take place or cease, may cause fluctuations in the market prices of common shares on the TSE. In addition, as a result of the activities of the Stabilization Fund, the market price and liquidity of the securities of companies listed on the TSE and the net asset value of the Fund may be different than they otherwise might be in the absence of such stabilization activities.

Nomura Asset Management U.S.A. Inc (the “Investment Manager”) believes that short-term trading strategies, without regard to fundamental investment analysis, are part of a number of factors determining day-to-day price fluctuations on the TSE. Although the Investment Manager believes that there are fundamentally sound long-term investment opportunities available among the stocks listed on the TSE, and that past volatility and speculation have been reduced, volatility of the Taiwan securities market is still high compared to the securities markets of the United States and there is no assurance that these past patterns of extreme volatility will not return.

#### *Investment and Repatriation Restrictions*

Foreign investment in the securities of companies in Taiwan is restricted or controlled to varying degrees. These restrictions or controls may at times limit or preclude foreign investment in certain securities listed on the TSE and increase the costs and expenses of the Fund. Taiwan may restrict investment opportunities in issuers or industries deemed important to national interests. Taiwan may require governmental approval for the repatriation of investment income, capital or the proceeds of sales of securities by foreign investors. Accordingly, the Fund treats investments with repatriation restrictions as illiquid for purposes of any applicable limitations under the Investment Company Act of 1940, as amended. As a closed-end fund, the Fund is not currently limited in the amount of illiquid securities it may acquire. The Fund could be adversely affected by delays in, or a refusal to grant, any required governmental approval for repatriation of capital, as well as by the application to the Fund of any restrictions on investments. If for any reason the Fund were unable to distribute an amount

## RISK FACTORS AND SPECIAL CONSIDERATIONS *(unaudited) (continued)*

equal to substantially all of its investment company taxable income (as defined for U.S. tax purposes) within applicable time periods, the Fund would cease to qualify for the favorable tax treatment afforded to regulated investment companies under the U.S. Internal Revenue Code of 1986, as amended (the “Code”).

### *Currency Fluctuations*

The Fund’s assets are invested primarily in securities listed on the TSE and substantially all income is received in New Taiwan Dollars. However, the Fund will compute and distribute its income in U.S. Dollars, and the computation of income will be made on the date of its receipt by the Fund at the foreign exchange rate in effect on that date. Therefore, if the value of the foreign currencies in which the Fund receives its income falls relative to the U.S. Dollar between receipt of the income and the making of Fund distributions, the Fund will be required to liquidate securities in order to make distributions if the Fund has insufficient cash in U.S. Dollars to meet distribution requirements. The liquidation of investments, if required, may have an adverse impact on the Fund’s performance. In addition, if the liquidated investments include securities that have been held less than three months, such sales may jeopardize the Fund’s status as a regulated investment company under the Code.

Since the Fund invests in securities listed on the TSE denominated in New Taiwan Dollars, changes in the exchange rates of the New Taiwan Dollar may affect the value of securities in the Fund’s portfolio and the unrealized appreciation or depreciation of investments insofar as U.S. investors are concerned. Further, the Fund may incur costs in connection with conversions between currencies. Changes in the exchange rate of the New Taiwan Dollar will affect the Fund’s net asset value regardless of the performance of the underlying investments of the Fund.

The competitiveness of Taiwan’s exports is affected by changes in the relative exchange rates of the New Taiwan Dollar and the currencies of its main trading partners, primarily China, the United States, Japan, the European Union and Hong Kong. Changes in the value of the New Taiwan Dollar against the U.S. Dollar, or changes in the value of the New Taiwan Dollar against the currencies of its other trading partners, could have an adverse impact on Taiwan’s export economy and, in turn, on the market value of export-oriented companies in Taiwan. Relative currency values will be taken into account by the Investment Manager in selecting industries and companies for investment.

The Fund may from time to time attempt to hedge all or a portion of its currency risk using forward foreign currency contracts. These contracts may not always work as intended, and in certain cases the Fund may be worse off than if it had not used hedging instruments.

## **Political and Economic Factors**

### *Political Factors*

Taiwan has a unique political status. In 1949, in connection with the insurgency of the Communist Party of China and the formation of the People’s Republic of China (the “PRC”), the ROC government moved to Taiwan from mainland China. Since that time, the ROC government has maintained that it is the sole legitimate government of all of China (i.e., Taiwan and all of mainland China). The PRC also asserts sovereignty over all of China, including Taiwan. The PRC has repeatedly indicated that it would resort to force to gain control over Taiwan if Taiwan should take any concrete steps toward political independence, or if the political and social situation in Taiwan should become destabilized.



## RISK FACTORS AND SPECIAL CONSIDERATIONS *(unaudited) (continued)*

---

The United States formally recognized the PRC on January 1, 1979 and thereupon severed formal diplomatic relations with the ROC. In April 1979, the U.S. Congress enacted the Taiwan Relations Act (the “Relations Act”) to govern the future U.S. relationship with Taiwan and an unofficial entity, the American Institute in Taiwan, was established to handle U.S. interests in Taiwan. The Relations Act affirmed as national policies the preservation and promotion of close commercial and cultural ties with Taiwan and the continuing supply to Taiwan of arms of a defensive character.

The political reunification of China and Taiwan, over which the PRC continues to claim sovereignty, is a highly complex issue and is unlikely to be settled in the near future. The relationship between China and Taiwan has deteriorated recently, and there is the potential for future political or economic disturbances that may have an adverse impact on the values of investments in Taiwan, or make investments in Taiwan impractical or impossible. And while significant economic and cultural relations have been established during recent years between Taiwan and the PRC, the PRC government has refused to renounce the possibility that it may at some point use force to gain control over Taiwan. Although there are significant economic ties between Taiwan and the PRC, the PRC has at times taken a more assertive posture towards Taiwan, including through intrusion by Chinese military aircraft into Taiwan’s air defense security zone, the sailing of naval ships around Taiwan waters, the conduct of military exercises close to Taiwan, and exclusion of Taiwan from international organizations such as the World Health Organization.

Any escalation of hostility between China and Taiwan would likely distort Taiwan’s capital accounts, as well as have a significant adverse impact on the value of investments in the region. The securities market in Taiwan is sensitive to political and economic developments in the PRC, and such developments, including, among other things, changes in leadership, could have an impact on the Fund.

### *Economic Factors*

Taiwan is a small island state with few raw material resources and limited land area, along with being heavily reliant on imports for its commodity needs. Any fluctuations or shortages in the commodity markets could have a negative impact on the Taiwanese economy. Also, continued labor outsourcing may adversely affect the Taiwanese economy. Taiwan’s economy is intricately linked with economies of Asian countries that have experienced over-extensions of credit, frequent and pronounced currency fluctuations, currency devaluations, currency repatriation, rising unemployment and fluctuations in inflation.

The Taiwanese economy is dependent in large part on the economies of China, the United States, Japan and Hong Kong as its largest trading partners, and negative changes in their economies or a reduction in purchases by any of them of Taiwanese products and services would likely have an adverse impact on the Taiwanese economy.

Given the limited natural resources of Taiwan and dependence on foreign sources for certain raw materials, it makes Taiwan vulnerable to global fluctuations of price and supply. This dependence is especially pronounced in the energy sector, as Taiwan imports nearly 98% of its energy consumption, a majority of which consists of fossil fuels from turbulent areas. Taiwan is therefore unusually vulnerable to energy market risks, particularly during a time when volatility has grown in the world’s major oil-producing regions (i.e., the Middle East).

## RISK FACTORS AND SPECIAL CONSIDERATIONS *(unaudited) (continued)*

Taiwan has in the past shown an ability to prosper in a competitive environment on the strength of product quality, efficiency and responsiveness to market demand. This ability will continue to be tested in the future as Taiwan's export economy faces competition from producers in other countries with lower wage levels than those generally prevailing in Taiwan. While Taiwan's economy has grown in recent years, in large part due to record exports in the semiconductor and technology components sector, the dependence on such sector carries risks. If China and the United States reduce dependence on Taiwan in the semiconductor sector, it will likely have a negative impact on the economy of Taiwan.

### *Taxation*

Changes in tax legislation in either the United States or the ROC may have an impact on the Fund. The Fund is currently subject to a Taiwan security transaction tax of 0.3% on sales of equities and 0.1% on sales of mutual fund shares based on the transaction amount. Security transaction tax is embedded in the cost basis of each security and contributes to the realized gain or loss for the Fund. Security transaction taxes are not accrued until the tax becomes payable. Dividends paid by Taiwan companies to the Fund are subject to withholding tax in Taiwan. During certain periods in the past, capital gains derived from stock transactions have been subject to tax in the ROC. Starting in January 1, 2016, capital gains realized from the sale or disposal of common shares became exempt from ROC income tax under the ROC Income Tax Act. However, there can be no assurance that the capital gains tax will not be imposed in the future or that the Fund will continue to be exempt from such tax.

## General Risk Factors

### *Semiconductor Industry Concentration*

As one of its fundamental policies, the Fund will concentrate (i.e., invest more than 25% of its total assets) its investments in the semi-conductor industry. Companies in the semi-conductor industry face intense competition, both domestically and internationally, and such competition may have an adverse effect on profit margins. In addition, semi-conductor companies may have limited product lines, markets, financial resources or personnel. The products of semi-conductor companies may also face obsolescence due to rapid technological developments and frequent new product introduction, unpredictable changes in growth rates and competition for the services of qualified personnel. Capital equipment expenditures among semi-conductor companies could be substantial, and equipment generally suffers from rapid obsolescence. Companies in the semi-conductor industry are heavily dependent on patent and intellectual property rights. The loss or impairment of these rights would adversely affect the profitability of these companies. In connection with its Semiconductor Industry Concentration Policy, the Fund has invested, and is likely to continue to invest, a significant portion of its assets (including up to 25% of its assets) in one company, Taiwan Semiconductor Manufacturing Company ("TSMC"). As a result, the Fund's performance is highly dependent on the market price of TSMC's stock.

### *Securities Lending*

The Fund may from time to time, for purposes of increasing its income, lend securities to qualified financial institutions, brokers and dealers. State Street Bank & Trust serves as securities lending agent to the Fund pursuant to a Securities Lending Authorization Agreement. Loans of securities are terminable at any time and the borrower, after notice, is required to return borrowed securities within the standard time period for settlement of securities transactions. To minimize certain

## RISK FACTORS AND SPECIAL CONSIDERATIONS *(unaudited) (concluded)*

---

risks, loan counterparties pledge securities issued or guaranteed by the U.S. Government or irrevocable letters of credit issued by banks as collateral. The initial collateral received by the Fund is required to have a value of at least 102% of the current value of the loaned securities traded on U.S. exchanges, and a value of at least 105% for all other securities. The lending agent has agreed to indemnify the Fund in the case of default of any securities borrower.

The lending of securities exposes the Fund to risks such as: the borrowers may fail to return the loaned securities or may not be able to provide additional collateral, the Fund may experience delays in recovery of the loaned securities or delays in access to collateral, or the Fund may experience losses related to the investment collateral. To the extent that securities acquired with such collateral have decreased in value, it may result in the Fund realizing a loss at a time when it would not otherwise do so.

### *Limited Markets*

Certain securities listed on the TSE may be less liquid (i.e., harder to sell) and their prices may be more volatile than many U.S. securities. Illiquidity tends to be greater, and valuation of the Fund's foreign securities may be more difficult, due to the infrequent trading and/or delayed reporting of quotes and sales.

### *Net Asset Value Discount*

Shares of closed-end investment companies frequently trade at a discount from net asset value. This characteristic of shares of a closed-end fund is a risk separate and distinct from the risk that the fund's net asset value will decrease. The Fund cannot predict whether in the future its shares will trade at, below, or above net asset value. The Fund's shares of common stock are not subject to redemption.

## DIRECTORS AND OFFICERS *(unaudited)*

The following table sets forth certain information concerning each of the directors and officers of the Fund as of fiscal year end.

Directors serve from the time of election and qualifications at the Fund's annual meeting of stockholders until the next annual meeting of stockholders or until their respective successors have been elected and qualified. All Officers serve for one year or until their respective successors are chosen and qualified.

<u>Name (Age) and Address of Directors*</u>	<u>Position(s) Held with Fund</u>	<u>Director Since</u>	<u>Principal Occupation(s) or Employment During Past Five Years</u>	<u>Number of Funds in the Complex Overseen by the Director</u>	<u>Other Directorships/ Trusteeships in Publicly Held Companies</u>
<b>Directors Considered Independent Persons</b>					
William C. Kirby (73)	Chairman of the Board and Director	2013	T. M. Chang Professor of China Studies (2006-present); Spangler Family Professor of Business Administration (2006-present); Chairman, Harvard China Fund (2006-present); Harvard University Distinguished Service Professor (2006-present); and Director, John K. Fairbank Center for Chinese Studies, Harvard University (2006-2014).	1	Cabot Corporation.
Anthony S. Clark, CFA (71)	Director	2017	Managing Member, Innovation Capital Management, LLC (2016 to present); Chief Investment Officer of the Pennsylvania State Employees' Retirement System (2010 to 2013); Deputy Chief Investment Officer of the Pension Benefit Guaranty Corporation (PBGC) (2009 to 2011).	1	Director, Aberdeen Japan Equity Fund, Inc.

## DIRECTORS AND OFFICERS *(unaudited) (continued)*

Name (Age) and Address of Directors*	Position(s) Held with Fund	Director Since	Principal Occupation(s) or Employment During Past Five Years	Number of Funds in the Complex Overseen by the Director	Other Directorships/ Trusteeships in Publicly Held Companies
Warren J. Olsen (67)	Chairman of the Audit Committee and Director	2018	Chairman and Chief Investment Officer, SCB Global Capital Management (2014-present); Vice Chairman and Chief Investment Officer, First Western Financial, Inc. (2002-2014).	1	Aetos Multi-Strategy Arbitrage Fund, LLC; Aetos Distressed Investment Strategies Fund, LLC; Aetos Long/Short Strategies Fund, LLC.
Shelley E. Rigger (62)	Director	2016	Vice President for Academic Affairs and Dean of Faculty (May 2022-present) and Brown Professor of East Asian Politics, Davidson College (1993-present)	1	None.

\* For purposes of Fund business, all Directors may be contacted at the following address: One Congress Building, One Congress Street, Suite 1, Boston, Massachusetts 02114-2016

## DIRECTORS AND OFFICERS *(unaudited) (concluded)*

The following table provides information concerning each of the officers of the Fund.

<u>Name, Address, and Age</u>	<u>Position(s) Held with the Fund</u>	<u>Since</u>	<u>Principal Occupation(s) or Employment During Past Five Years</u>
<b>Officers of the Fund</b>			
Yuichi Nomoto (51) Nomura Asset Management U.S.A. Inc. Worldwide Plaza 309 West, 49th Street New York NY 10019-7316	President	2022	President and Chief Executive Officer of Nomura Asset Management U.S.A. Inc. (“Nomura”); Head of Global Business Strategy Department of Nomura Asset Management Co., Ltd. between April 2022 and March 2023; Managing Director of Nomura since 2018; Head of Client Services and Marketing of Nomura. from 2016-2020; Executive Director of Nomura from 2016-2018.
Maria Premole (62) Nomura Asset Management U.S.A. Inc. Worldwide Plaza 309 West 49th Street New York, NY 10019-7316	Vice President	2022	Vice President/Head of U.S. Business Strategy in the Institutional Business Development Department and Latin America Departments since 2019; Vice President of Nomura since 2013.
Monique Labbe (50) Foreside Management Services, LLC Three Canal Plaza, Suite 100 Portland, ME 04101	Treasurer	2017	Director and Fund Principal Financial Officer Foreside Management Services, LLC (2014-present)
Brian F. Link (51) State Street Bank and Trust Company One Congress Building One Congress Street, Suite 1 Boston, Massachusetts 02114-2016	Secretary	2014	Vice President and Managing Counsel, State Street Bank and Trust Company (2007-present).
Patrick Keniston (60) Foreside Fund Officer Services, LLC Three Canal Plaza, Suite 100 Portland, ME 04101	Chief Compliance Officer	2015	Director and Fund Chief Compliance Officer, Fund Officer Services, LLC (2008-present)

THIS PAGE INTENTIONALLY LEFT BLANK

## UNITED STATES ADDRESS

The Taiwan Fund, Inc.  
c/o State Street Corporate  
One Congress Building One Congress Street,  
Suite 1  
Boston, Massachusetts 02114-2016  
[www.thetaiwanfund.com](http://www.thetaiwanfund.com)

## INVESTMENT MANAGER

Nomura Asset Management U.S.A. Inc.  
Worldwide Plaza  
309 West 49th Street  
New York, NY

## DIRECTORS AND OFFICERS

William C. Kirby, Chairman of the Board and Discount Management Committee, Member, Audit Committee, Nominating Committee, Valuation Committee and Independent Director

Anthony S. Clark, Chairman, Valuation Committee, Member, Audit Committee, Nominating Committee, Discount Management Committee, and Independent Director

Shelley E. Rigger, Chair, Nominating Committee, Member, Audit Committee, Discount Management Committee, Valuation Committee and Independent Director

Warren J. Olsen, Chairman, Audit Committee, Member, Nominating Committee, Discount Management Committee, Valuation Committee and Independent Director

Yuichi Nomoto, President

Maria Premole, Vice President

Patrick J. Keniston, Chief Compliance Officer

Brian F. Link, Secretary

Monique Labbe, Treasurer

## ADMINISTRATOR AND ACCOUNTING AGENT

State Street Bank and Trust Company  
Boston, MA

## CUSTODIAN

State Street Bank and Trust Company  
Boston, MA

## TRANSFER AGENT, DIVIDEND PAYING AGENT AND REGISTRAR

Computershare Trust Company, N.A.  
Canton, MA

## LEGAL COUNSEL

Clifford Chance US LLP  
New York, NY

Lee and Li  
Taipei, Taiwan

## INDEPENDENT REGISTERED PUBLIC ACCOUNTING FIRM

Tait, Weller & Baker LLP  
Philadelphia, PA

Notice is hereby given in accordance with Section 23(c) of the Investment Company Act of 1940 that from time to time the Fund may purchase shares of its common stock in the open market at prevailing market prices.